

Scaled data based on original data using  
LM-79-08 Approved Method: Electrical and Photometric Measurements of Solid-  
State Lighting Products

Test Report Prepared for  
Cooper Lighting Solutions  
(formerly Eaton)

Brand: McGRAW-EDISON

Report Number: P227008

Luminaire Tested: **IST-AF-1000-LED-E1-SL3**

Issue Date: 3/3/2020

**Test Information**

Test Method: LM-79-08  
Report Number: P227008  
TEST IS SCALED FROM IESNA LM-79-08 TEST DATA (P35946)  
Test Lab: INNOVATION CENTER-P3  
Issue Date: 3/3/2020  
Manufacturer: COOPER LIGHTING SOLUTIONS (FORMERLY EATON)  
Product Line: MCGRAW-EDISON  
Catalog Number: IST-AF-1000-LED-E1-SL3  
Description: IMPACT ELITE LED TRAPEZOID LUMINAIRE  
LIGHT SQUARE WITH ACCULED OPTICS-TYPE III W/SPILL CONTROL  
Light Source: (16) 4000K CCT, 70 CRI LEDs  
Ballast/Driver: ELECTRONIC DRIVER

**Summary**

Lumens per Lamp: N/A  
Luminaire Lumens: 5863.7 lumens  
Efficiency: N/A  
Efficacy: 107.4 lumens/watt  
Luminous Opening: Rectangular (W 0.5' x L: 0.5' x H: 0')  
IES Classification: Type II - Short - Semi-Cutoff  
BUG Rating: B1 - U1 - G2

Input Watts (W): 54.6  
Input Voltage (V): 120  
Input Current (Ain): NR  
Voltage Rise (V): NR  
Power Factor: NR  
Total Harmonic Distortion (THDi): NR  
Frequency (hertz): 60  
Stabilization Time: NR  
Operation Time: NR  
Ambient Temperature (°C): NR  
Test Distance: 25 FT

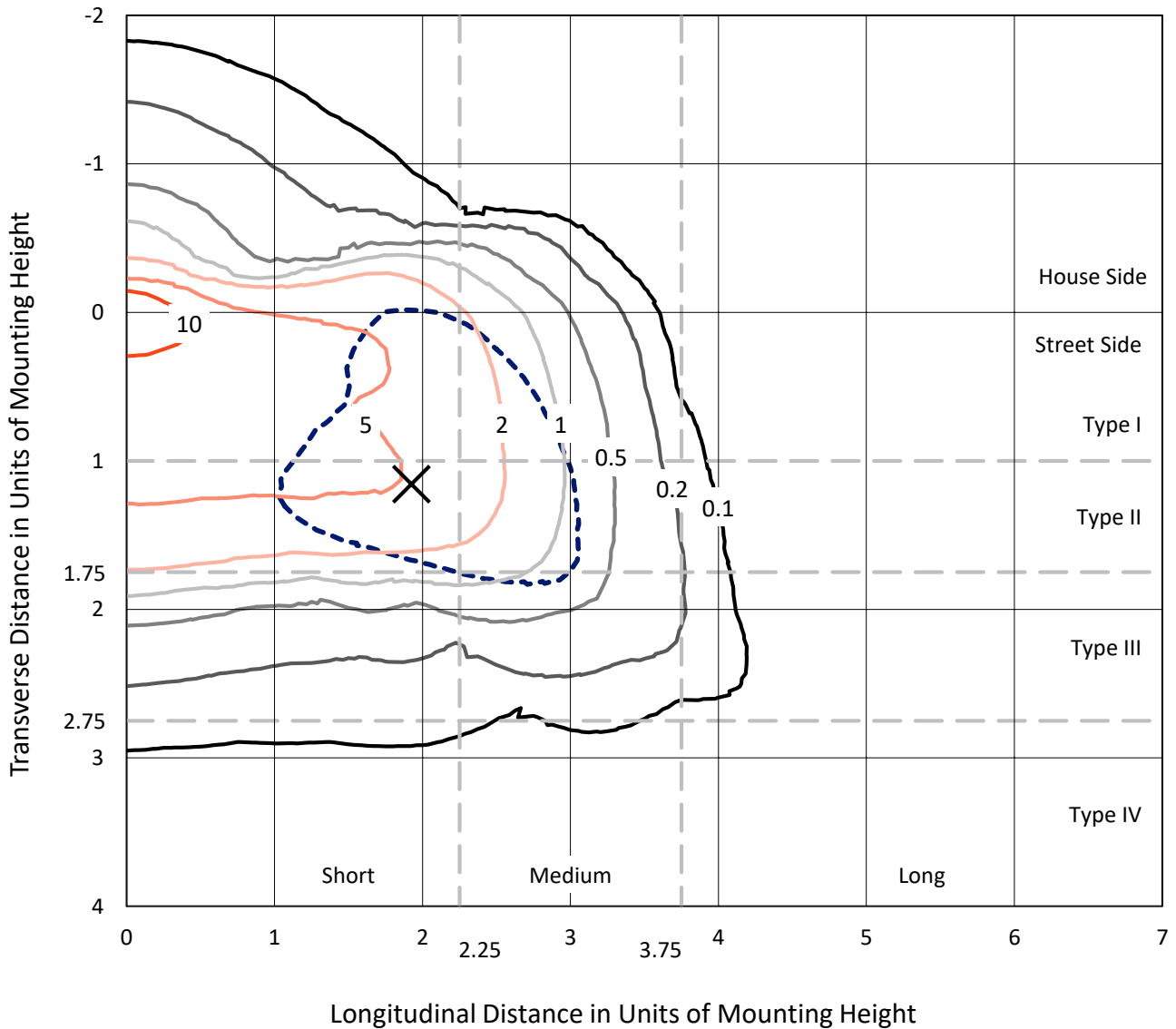


REPORT NUMBER: P227008

CATALOG NUMBER: IST-AF-1000-LED-E1-SL3

### Iso-Footcandle Lines of Horizontal Illumination

× Max cd  
 - - - 1/2 Max cd

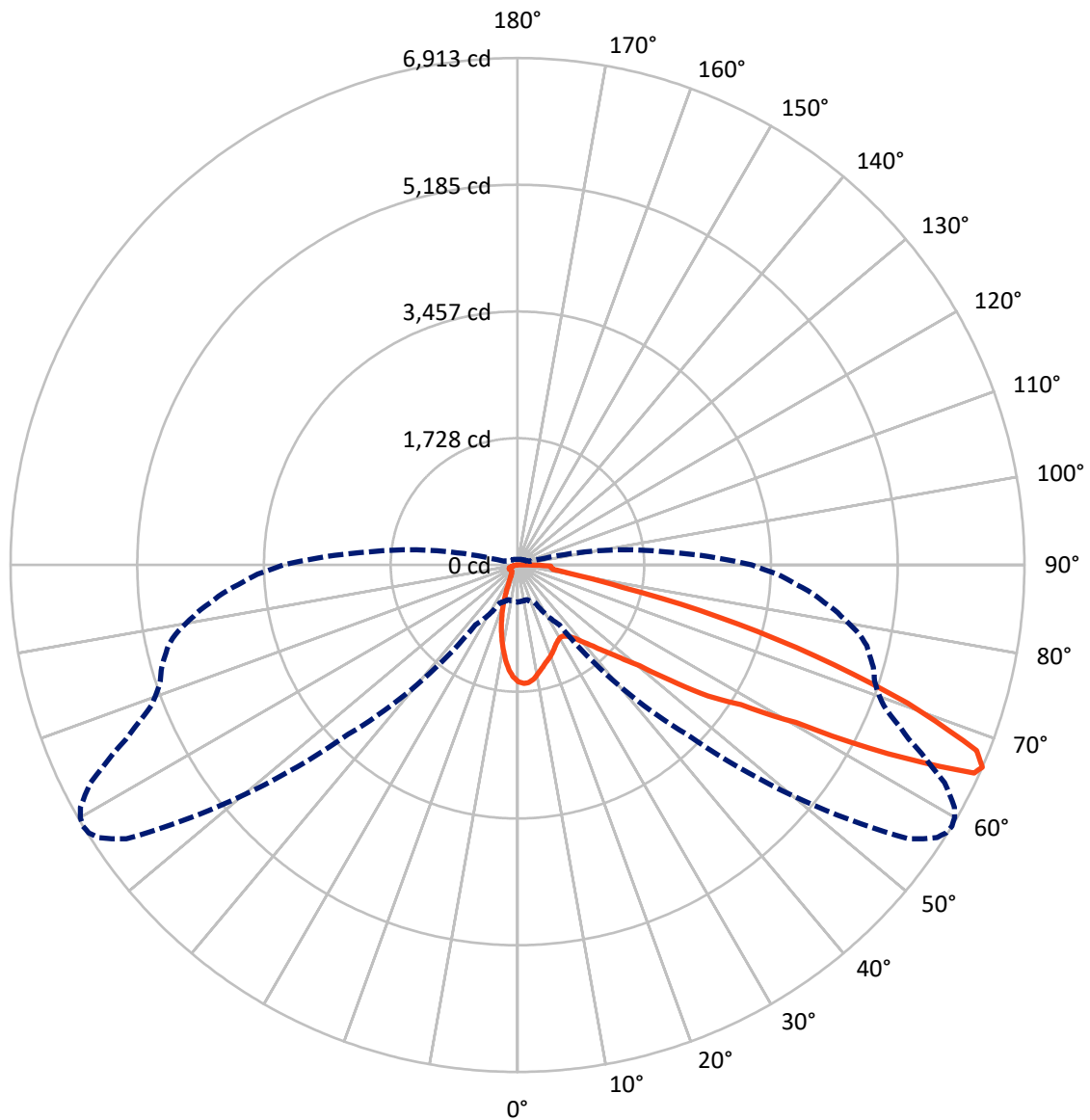


Based on 10 foot mounting height. Maximum calculated value = 15.9 fc  
 Type II - Short - Semi-Cutoff

REPORT NUMBER: P227008

CATALOG NUMBER: IST-AF-1000-LED-E1-SL3

### Luminous Intensity Polar Plot



— Vertical Plane Through 59-Deg Lateral    - - - Horizontal Cone Through 66-Deg Vertical

REPORT NUMBER: P227008

CATALOG NUMBER: IST-AF-1000-LED-E1-SL3

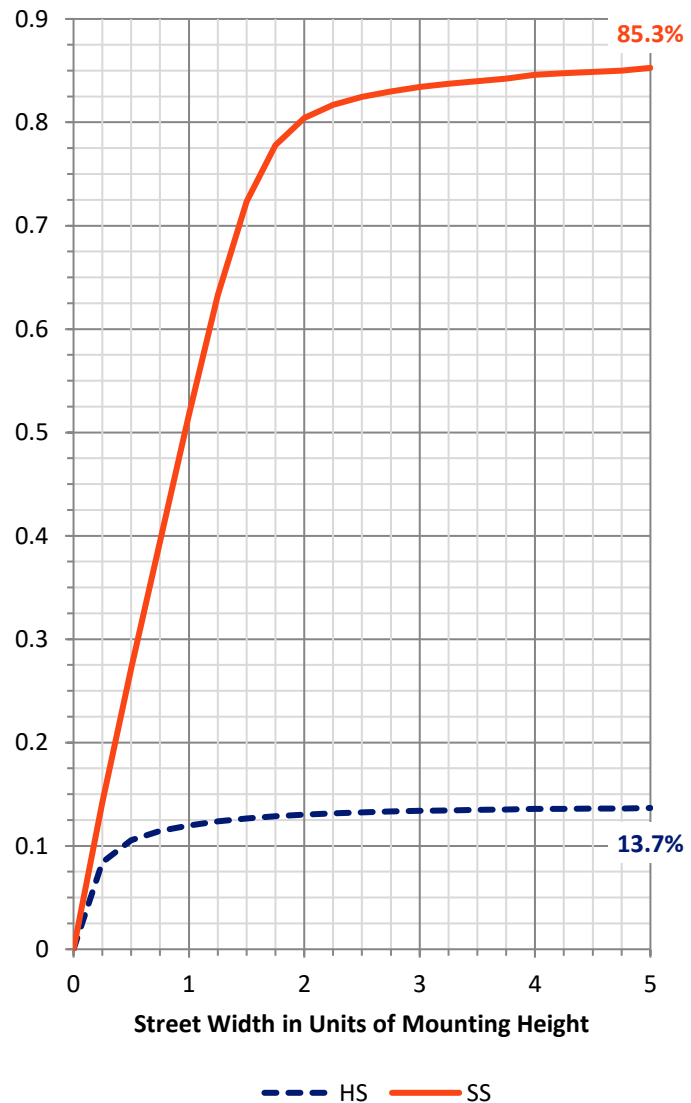
**FLUX DISTRIBUTION:**

		Downward	Upward	Total
<b>House Side</b>	Lumens	813.5	0.4	813.9
	% Fixture	13.9	0.0	13.9
<b>Street Side</b>	Lumens	5047.6	2.1	5049.8
	% Fixture	86.1	0.0	86.1
<b>Total</b>	Lumens	5861.2	2.5	5863.7
	% Fixture	100.0	0.0	100.0

**Coefficient of Utilization**

**ZONAL LUMENS:**

Zone	Lumens	% Fixture
0°-10°	135.8	2.3
10°-20°	286.8	4.9
20°-30°	359.8	6.1
30°-40°	492.3	8.4
40°-50°	791.9	13.5
50°-60°	1376.1	23.5
60°-70°	1672.0	28.5
70°-80°	623.7	10.6
80°-90°	122.7	2.1
90°-100°	2.5	0.0
100°-110°	0.0	0.0
110°-120°	0.0	0.0
120°-130°	0.0	0.0
130°-140°	0.0	0.0
140°-150°	0.0	0.0
150°-160°	0.0	0.0
160°-170°	0.0	0.0
170°-180°	0.0	0.0
0°-90°	5861.2	100.0
0°-180°	5863.7	100.0



REPORT NUMBER: P227008

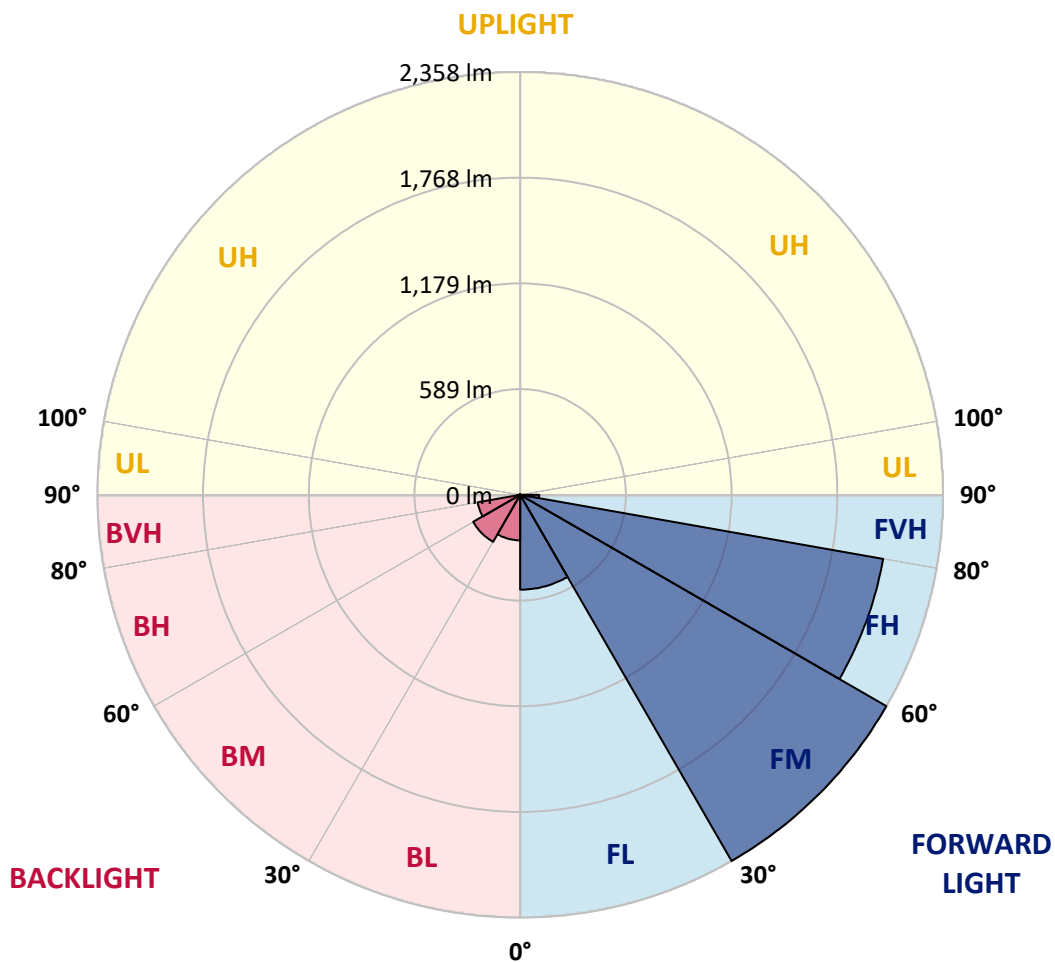
CATALOG NUMBER: IST-AF-1000-LED-E1-SL3

**LUMINAIRE CLASSIFICATION SYSTEM LUMEN TABLE AND BUG RATING:**

Zone	Lumens	% Fixture	Zone Rating/Lumen Limit		
			B	U	G
FL (0°-30°)	528.8	9.0			
FM (30°-60°)	2357.9	40.2			
FH (60°-80°)	2055.1	35.0			G2/5000
FVH (80°-90°)	105.8	1.8			G2/225
BL (0°-30°)	253.7	4.3	B1/500		
BM (30°-60°)	302.5	5.2	B1/1000		
BH (60°-80°)	240.6	4.1	B1/500		G1/500
BVH (80°-90°)	16.8	0.3			G1/100
UL (90°-100°)	2.5	0.0		U1/10	
UH (100°-180°)	0.4	0.0		U1/10	

**BUG Rating: B1-U1-G2**

Type II Short





REPORT NUMBER: P227008

CATALOG NUMBER: IST-AF-1000-LED-E1-SL3

**CANDELA DISTRIBUTION (FULL):**

	0°	5°	15°	25°	35°	45°	55°	56°	57°	58°	59°
0°	1592.9	1592.9	1592.9	1592.9	1592.9	1592.9	1592.9	1592.9	1592.9	1592.9	1592.9
2.5°	1634.4	1628.9	1638.9	1635.2	1637.9	1624.4	1621.8	1619.0	1620.9	1618.1	1618.1
5°	1595.7	1592.9	1604.7	1610.9	1616.4	1614.5	1613.7	1613.7	1614.5	1608.3	1609.2
7.5°	1482.5	1480.6	1496.8	1508.4	1534.5	1549.9	1569.6	1570.5	1572.3	1569.6	1575.0
10°	1362.0	1367.4	1381.7	1400.6	1439.3	1462.6	1500.4	1507.6	1510.3	1511.2	1512.1
12.5°	1246.9	1241.5	1259.5	1295.5	1347.5	1385.3	1432.9	1436.5	1441.0	1447.4	1453.6
15°	1144.4	1150.7	1165.0	1202.8	1257.6	1310.7	1372.7	1376.4	1385.3	1390.7	1399.7
17.5°	1074.3	1074.3	1090.5	1125.6	1176.8	1244.2	1322.4	1328.7	1335.9	1343.0	1353.0
20°	1039.2	1039.2	1045.6	1066.2	1111.1	1175.9	1270.3	1277.5	1290.0	1298.1	1311.6
22.5°	1036.6	1035.6	1034.7	1039.2	1066.2	1116.6	1214.5	1224.4	1235.2	1247.8	1259.5
25°	1065.3	1068.0	1057.2	1050.0	1052.7	1076.0	1161.5	1166.9	1187.5	1195.6	1210.0
27.5°	1106.6	1111.1	1102.1	1091.4	1075.2	1059.9	1116.6	1125.6	1139.0	1152.5	1170.5
30°	1166.0	1165.0	1164.2	1157.0	1125.6	1077.9	1103.0	1109.3	1121.1	1131.8	1147.1
32.5°	1229.8	1237.0	1242.4	1238.8	1206.5	1125.6	1121.9	1127.3	1138.1	1144.4	1154.3
35°	1312.5	1316.1	1336.8	1336.8	1304.4	1211.0	1175.0	1179.5	1184.9	1187.5	1194.7
37.5°	1403.3	1415.9	1446.5	1464.5	1414.1	1316.9	1258.5	1258.5	1261.3	1263.0	1267.5
40°	1508.4	1526.4	1568.7	1602.9	1570.5	1449.1	1368.2	1376.4	1373.6	1370.0	1380.0
42.5°	1630.8	1650.5	1701.8	1734.1	1715.3	1608.3	1515.7	1510.3	1518.4	1507.6	1511.2
45°	1772.8	1788.0	1840.2	1874.4	1889.6	1803.4	1708.9	1698.2	1698.2	1674.8	1684.7
47.5°	1900.4	1904.9	1955.3	2015.5	2064.9	2066.8	1933.7	1926.5	1909.4	1894.1	1890.5
50°	2019.1	2032.6	2064.9	2130.6	2233.9	2323.8	2242.9	2220.4	2201.6	2144.9	2162.0
52.5°	2224.9	2251.0	2271.7	2311.3	2433.5	2616.0	2715.8	2680.7	2676.2	2625.0	2613.3
55°	2263.6	2266.3	2334.7	2563.0	2850.7	2981.9	3173.4	3172.5	3186.9	3170.6	3155.4
57.5°	2082.0	2060.4	2174.6	2475.7	3053.8	3728.0	3669.6	3675.9	3657.0	3607.5	3592.3
60°	1621.8	1639.7	1762.9	2146.8	2907.3	4209.9	4595.6	4481.3	4563.2	4434.6	4365.4
62.5°	912.5	891.8	975.4	1379.0	2385.0	4235.1	5856.8	5869.4	5909.0	5837.1	5668.1
65°	588.8	579.8	571.7	697.7	1429.4	3704.7	6554.5	6709.0	6801.6	6839.4	6842.1
66°	506.2	498.9	489.1	570.8	996.0	3264.1	6509.4	6674.9	6822.4	6892.4	6913.1
67.5°	430.6	419.8	418.0	472.9	693.2	2532.4	6080.6	6340.5	6470.8	6652.5	6751.3
70°	329.0	323.7	339.8	408.2	532.2	1192.0	4845.5	5184.4	5409.2	5551.1	5642.9
72.5°	276.0	274.2	296.7	373.1	504.3	676.1	3391.8	3755.9	3990.5	4126.3	4252.1
75°	215.7	217.6	247.2	356.0	501.7	588.8	1970.5	2317.6	2454.2	2668.2	2831.7
77.5°	161.8	160.0	183.4	287.7	489.1	596.9	1024.0	1167.8	1317.9	1426.7	1466.2
80°	113.2	115.1	131.2	197.7	381.2	614.0	638.3	671.6	703.0	738.1	745.2
82.5°	75.5	76.4	97.1	135.7	264.3	586.2	596.0	580.7	556.5	525.9	492.7
85°	45.8	47.7	69.3	91.7	205.0	530.4	616.7	576.2	539.4	498.9	458.5
87.5°	23.3	26.1	41.3	53.9	121.3	261.6	641.9	612.2	561.9	499.8	454.9
90°	6.3	6.3	9.0	13.5	24.2	53.0	161.8	145.7	72.8	138.4	68.3
92.5°	0.0	0.0	0.0	0.0	0.0	0.0	0.0	0.0	0.0	0.0	0.0
95°	0.0	0.0	0.0	0.0	0.0	0.0	0.0	0.0	0.0	0.0	0.0
97.5°	0.0	0.0	0.0	0.0	0.0	0.0	0.0	0.0	0.0	0.0	0.0
100°	0.0	0.0	0.0	0.0	0.0	0.0	0.0	0.0	0.0	0.0	0.0
102.5°	0.0	0.0	0.0	0.0	0.0	0.0	0.0	0.0	0.0	0.0	0.0
105°	0.0	0.0	0.0	0.0	0.0	0.0	0.0	0.0	0.0	0.0	0.0
107.5°	0.0	0.0	0.0	0.0	0.0	0.0	0.0	0.0	0.0	0.0	0.0



REPORT NUMBER: P227008

CATALOG NUMBER: IST-AF-1000-LED-E1-SL3

**CANDELA DISTRIBUTION (continued):**

	0°	5°	15°	25°	35°	45°	55°	56°	57°	58°	59°
110°	0.0	0.0	0.0	0.0	0.0	0.0	0.0	0.0	0.0	0.0	0.0
112.5°	0.0	0.0	0.0	0.0	0.0	0.0	0.0	0.0	0.0	0.0	0.0
115°	0.0	0.0	0.0	0.0	0.0	0.0	0.0	0.0	0.0	0.0	0.0
117.5°	0.0	0.0	0.0	0.0	0.0	0.0	0.0	0.0	0.0	0.0	0.0
120°	0.0	0.0	0.0	0.0	0.0	0.0	0.0	0.0	0.0	0.0	0.0
122.5°	0.0	0.0	0.0	0.0	0.0	0.0	0.0	0.0	0.0	0.0	0.0
125°	0.0	0.0	0.0	0.0	0.0	0.0	0.0	0.0	0.0	0.0	0.0
127.5°	0.0	0.0	0.0	0.0	0.0	0.0	0.0	0.0	0.0	0.0	0.0
130°	0.0	0.0	0.0	0.0	0.0	0.0	0.0	0.0	0.0	0.0	0.0
132.5°	0.0	0.0	0.0	0.0	0.0	0.0	0.0	0.0	0.0	0.0	0.0
135°	0.0	0.0	0.0	0.0	0.0	0.0	0.0	0.0	0.0	0.0	0.0
137.5°	0.0	0.0	0.0	0.0	0.0	0.0	0.0	0.0	0.0	0.0	0.0
140°	0.0	0.0	0.0	0.0	0.0	0.0	0.0	0.0	0.0	0.0	0.0
142.5°	0.0	0.0	0.0	0.0	0.0	0.0	0.0	0.0	0.0	0.0	0.0
145°	0.0	0.0	0.0	0.0	0.0	0.0	0.0	0.0	0.0	0.0	0.0
147.5°	0.0	0.0	0.0	0.0	0.0	0.0	0.0	0.0	0.0	0.0	0.0
150°	0.0	0.0	0.0	0.0	0.0	0.0	0.0	0.0	0.0	0.0	0.0
152.5°	0.0	0.0	0.0	0.0	0.0	0.0	0.0	0.0	0.0	0.0	0.0
155°	0.0	0.0	0.0	0.0	0.0	0.0	0.0	0.0	0.0	0.0	0.0
157.5°	0.0	0.0	0.0	0.0	0.0	0.0	0.0	0.0	0.0	0.0	0.0
160°	0.0	0.0	0.0	0.0	0.0	0.0	0.0	0.0	0.0	0.0	0.0
162.5°	0.0	0.0	0.0	0.0	0.0	0.0	0.0	0.0	0.0	0.0	0.0
165°	0.0	0.0	0.0	0.0	0.0	0.0	0.0	0.0	0.0	0.0	0.0
167.5°	0.0	0.0	0.0	0.0	0.0	0.0	0.0	0.0	0.0	0.0	0.0
170°	0.0	0.0	0.0	0.0	0.0	0.0	0.0	0.0	0.0	0.0	0.0
172.5°	0.0	0.0	0.0	0.0	0.0	0.0	0.0	0.0	0.0	0.0	0.0
175°	0.0	0.0	0.0	0.0	0.0	0.0	0.0	0.0	0.0	0.0	0.0
177.5°	0.0	0.0	0.0	0.0	0.0	0.0	0.0	0.0	0.0	0.0	0.0
180°	0.0	0.0	0.0	0.0	0.0	0.0	0.0	0.0	0.0	0.0	0.0





REPORT NUMBER: P227008

CATALOG NUMBER: IST-AF-1000-LED-E1-SL3

**CANDELA DISTRIBUTION (continued):**

	60°	61°	62°	63°	64°	65°	66°	67°	68°	69°	70°
0°	1592.9	1592.9	1592.9	1592.9	1592.9	1592.9	1592.9	1592.9	1592.9	1592.9	1592.9
2.5°	1617.3	1619.0	1617.3	1614.5	1617.3	1614.5	1613.7	1612.8	1613.7	1611.9	1610.9
5°	1609.2	1610.9	1610.9	1605.5	1604.7	1608.3	1602.9	1604.7	1602.9	1601.1	1597.4
7.5°	1570.5	1571.5	1572.3	1568.7	1571.5	1571.5	1569.6	1569.6	1567.8	1568.7	1565.1
10°	1516.5	1520.2	1523.8	1521.9	1521.0	1529.1	1525.5	1528.3	1528.3	1525.5	1526.4
12.5°	1458.1	1464.5	1469.0	1469.0	1472.5	1481.5	1480.6	1482.5	1489.6	1489.6	1486.9
15°	1404.2	1410.4	1417.7	1423.0	1430.3	1436.5	1441.0	1448.3	1451.9	1451.9	1456.4
17.5°	1362.0	1371.0	1379.0	1381.7	1391.6	1402.4	1405.1	1414.1	1419.4	1422.2	1427.5
20°	1320.6	1330.4	1340.4	1349.4	1358.4	1371.0	1377.2	1382.6	1391.6	1397.0	1405.1
22.5°	1272.0	1287.3	1300.0	1310.7	1325.9	1336.8	1349.4	1358.4	1369.1	1377.2	1383.5
25°	1226.2	1246.9	1264.0	1274.7	1295.5	1310.7	1325.9	1339.5	1353.0	1364.6	1373.6
27.5°	1184.0	1207.3	1228.0	1245.0	1267.5	1291.8	1307.1	1329.6	1347.5	1363.7	1374.5
30°	1163.3	1183.0	1204.6	1224.4	1246.9	1277.5	1302.6	1331.4	1353.9	1374.5	1390.7
32.5°	1167.8	1185.7	1204.6	1221.7	1245.0	1279.2	1305.3	1338.5	1371.9	1398.8	1419.4
35°	1203.7	1219.9	1232.5	1247.8	1268.5	1294.5	1322.4	1357.5	1398.8	1434.8	1461.7
37.5°	1279.2	1283.7	1296.3	1308.0	1318.8	1343.0	1369.1	1398.8	1446.5	1484.2	1521.9
40°	1372.7	1384.5	1396.1	1401.5	1414.1	1429.4	1441.0	1472.5	1514.8	1564.2	1605.5
42.5°	1512.1	1516.5	1518.4	1520.2	1524.7	1535.4	1552.5	1581.3	1622.6	1666.7	1712.5
45°	1668.5	1673.9	1679.3	1681.9	1675.7	1681.9	1699.9	1713.4	1753.8	1795.3	1853.7
47.5°	1885.2	1868.9	1860.8	1871.7	1866.3	1879.8	1887.9	1895.9	1944.5	1993.9	2043.3
50°	2162.9	2153.0	2140.4	2141.3	2151.3	2142.3	2147.7	2177.4	2193.5	2234.8	2300.5
52.5°	2607.0	2576.5	2528.8	2508.2	2519.8	2512.7	2515.3	2521.6	2510.8	2549.5	2605.3
55°	3155.4	3115.8	3084.4	3066.4	2999.9	2994.5	2950.4	2934.2	2899.1	2936.1	2923.5
57.5°	3546.5	3521.3	3505.1	3451.1	3420.6	3359.5	3341.5	3319.9	3271.4	3295.6	3317.2
60°	4301.6	4211.7	4181.1	4086.7	4055.3	3996.9	3922.2	3885.4	3860.2	3883.5	3869.2
62.5°	5562.0	5437.0	5412.7	5188.9	5134.1	4999.2	4858.9	4840.1	4761.0	4711.5	4699.8
65°	6792.7	6613.8	6479.8	6235.3	6069.9	5877.5	5663.6	5507.2	5346.2	5265.3	5158.3
66°	6884.4	6813.4	6678.4	6535.5	6294.6	6084.3	5841.6	5672.6	5491.8	5349.8	5258.1
67.5°	6727.9	6690.2	6642.5	6545.5	6394.4	6198.5	5968.3	5752.6	5535.0	5367.7	5221.2
70°	5686.9	5728.2	5782.2	5757.1	5670.7	5594.3	5391.2	5270.7	5107.1	4887.8	4797.8
72.5°	4292.6	4403.2	4365.4	4223.4	4156.9	4103.8	4030.1	3949.2	3714.5	3687.6	3581.6
75°	2761.7	2724.8	2749.1	2576.5	2458.7	2410.2	2234.8	2162.9	1986.8	1872.6	1785.4
77.5°	1455.5	1383.5	1327.8	1175.9	1067.0	1003.2	917.9	817.1	662.6	653.6	512.4
80°	675.1	620.3	570.0	516.9	463.9	393.7	341.6	278.7	246.3	211.2	196.9
82.5°	458.5	423.4	392.8	357.8	317.3	268.8	231.9	196.9	168.1	151.0	137.6
85°	415.3	377.6	343.4	299.3	257.1	216.7	177.1	146.5	119.6	104.2	95.3
87.5°	403.7	356.9	320.9	273.3	231.9	190.6	152.8	118.7	92.6	75.5	64.8
90°	51.2	54.8	39.6	37.7	16.2	20.7	15.2	9.0	9.9	7.2	8.1
92.5°	0.0	0.0	0.0	0.0	0.0	0.0	0.0	0.0	0.0	0.0	0.0
95°	0.0	0.0	0.0	0.0	0.0	0.0	0.0	0.0	0.0	0.0	0.0
97.5°	0.0	0.0	0.0	0.0	0.0	0.0	0.0	0.0	0.0	0.0	0.0
100°	0.0	0.0	0.0	0.0	0.0	0.0	0.0	0.0	0.0	0.0	0.0
102.5°	0.0	0.0	0.0	0.0	0.0	0.0	0.0	0.0	0.0	0.0	0.0
105°	0.0	0.0	0.0	0.0	0.0	0.0	0.0	0.0	0.0	0.0	0.0
107.5°	0.0	0.0	0.0	0.0	0.0	0.0	0.0	0.0	0.0	0.0	0.0



REPORT NUMBER: P227008

CATALOG NUMBER: IST-AF-1000-LED-E1-SL3

**CANDELA DISTRIBUTION (continued):**

	60°	61°	62°	63°	64°	65°	66°	67°	68°	69°	70°
110°	0.0	0.0	0.0	0.0	0.0	0.0	0.0	0.0	0.0	0.0	0.0
112.5°	0.0	0.0	0.0	0.0	0.0	0.0	0.0	0.0	0.0	0.0	0.0
115°	0.0	0.0	0.0	0.0	0.0	0.0	0.0	0.0	0.0	0.0	0.0
117.5°	0.0	0.0	0.0	0.0	0.0	0.0	0.0	0.0	0.0	0.0	0.0
120°	0.0	0.0	0.0	0.0	0.0	0.0	0.0	0.0	0.0	0.0	0.0
122.5°	0.0	0.0	0.0	0.0	0.0	0.0	0.0	0.0	0.0	0.0	0.0
125°	0.0	0.0	0.0	0.0	0.0	0.0	0.0	0.0	0.0	0.0	0.0
127.5°	0.0	0.0	0.0	0.0	0.0	0.0	0.0	0.0	0.0	0.0	0.0
130°	0.0	0.0	0.0	0.0	0.0	0.0	0.0	0.0	0.0	0.0	0.0
132.5°	0.0	0.0	0.0	0.0	0.0	0.0	0.0	0.0	0.0	0.0	0.0
135°	0.0	0.0	0.0	0.0	0.0	0.0	0.0	0.0	0.0	0.0	0.0
137.5°	0.0	0.0	0.0	0.0	0.0	0.0	0.0	0.0	0.0	0.0	0.0
140°	0.0	0.0	0.0	0.0	0.0	0.0	0.0	0.0	0.0	0.0	0.0
142.5°	0.0	0.0	0.0	0.0	0.0	0.0	0.0	0.0	0.0	0.0	0.0
145°	0.0	0.0	0.0	0.0	0.0	0.0	0.0	0.0	0.0	0.0	0.0
147.5°	0.0	0.0	0.0	0.0	0.0	0.0	0.0	0.0	0.0	0.0	0.0
150°	0.0	0.0	0.0	0.0	0.0	0.0	0.0	0.0	0.0	0.0	0.0
152.5°	0.0	0.0	0.0	0.0	0.0	0.0	0.0	0.0	0.0	0.0	0.0
155°	0.0	0.0	0.0	0.0	0.0	0.0	0.0	0.0	0.0	0.0	0.0
157.5°	0.0	0.0	0.0	0.0	0.0	0.0	0.0	0.0	0.0	0.0	0.0
160°	0.0	0.0	0.0	0.0	0.0	0.0	0.0	0.0	0.0	0.0	0.0
162.5°	0.0	0.0	0.0	0.0	0.0	0.0	0.0	0.0	0.0	0.0	0.0
165°	0.0	0.0	0.0	0.0	0.0	0.0	0.0	0.0	0.0	0.0	0.0
167.5°	0.0	0.0	0.0	0.0	0.0	0.0	0.0	0.0	0.0	0.0	0.0
170°	0.0	0.0	0.0	0.0	0.0	0.0	0.0	0.0	0.0	0.0	0.0
172.5°	0.0	0.0	0.0	0.0	0.0	0.0	0.0	0.0	0.0	0.0	0.0
175°	0.0	0.0	0.0	0.0	0.0	0.0	0.0	0.0	0.0	0.0	0.0
177.5°	0.0	0.0	0.0	0.0	0.0	0.0	0.0	0.0	0.0	0.0	0.0
180°	0.0	0.0	0.0	0.0	0.0	0.0	0.0	0.0	0.0	0.0	0.0



REPORT NUMBER: P227008

CATALOG NUMBER: IST-AF-1000-LED-E1-SL3

**CANDELA DISTRIBUTION (continued):**

	71°	72°	73°	74°	75°	76°	77°	78°	79°	80°	81°
0°	1592.9	1592.9	1592.9	1592.9	1592.9	1592.9	1592.9	1592.9	1592.9	1592.9	1592.9
2.5°	1609.2	1606.4	1609.2	1608.3	1604.7	1605.5	1606.4	1602.9	1601.1	1601.1	1600.2
5°	1594.8	1592.9	1594.8	1593.9	1588.4	1587.6	1587.6	1584.9	1581.3	1578.6	1576.8
7.5°	1560.6	1562.5	1561.5	1558.8	1556.1	1556.1	1553.5	1547.1	1543.5	1540.0	1536.4
10°	1521.9	1521.9	1522.9	1521.9	1517.4	1515.7	1512.1	1508.4	1509.4	1500.4	1493.2
12.5°	1487.8	1487.8	1486.9	1485.1	1482.5	1481.5	1481.5	1470.7	1468.0	1465.4	1457.2
15°	1455.5	1457.2	1457.2	1457.2	1452.7	1452.7	1448.3	1441.0	1441.0	1432.9	1424.9
17.5°	1430.3	1432.9	1432.0	1432.9	1433.9	1428.4	1420.4	1415.9	1410.4	1406.0	1395.2
20°	1408.7	1410.4	1411.4	1411.4	1408.7	1405.1	1397.9	1390.7	1387.1	1378.1	1364.6
22.5°	1389.0	1392.5	1393.4	1393.4	1389.8	1387.1	1380.0	1369.1	1362.0	1351.1	1338.5
25°	1380.8	1385.3	1382.6	1384.5	1380.8	1374.5	1364.6	1355.6	1344.9	1331.4	1317.9
27.5°	1383.5	1389.8	1388.0	1387.1	1382.6	1378.1	1365.5	1354.8	1342.2	1325.9	1308.9
30°	1399.7	1410.4	1406.0	1402.4	1401.5	1390.7	1379.0	1363.7	1349.4	1330.4	1310.7
32.5°	1430.3	1435.7	1436.5	1433.9	1429.4	1420.4	1404.2	1384.5	1368.2	1345.8	1322.4
35°	1480.6	1486.0	1484.2	1484.2	1479.7	1465.4	1445.5	1425.8	1403.3	1378.1	1353.9
37.5°	1550.7	1560.6	1558.8	1555.2	1549.9	1532.8	1517.4	1493.2	1468.0	1434.8	1406.9
40°	1638.9	1654.1	1667.6	1664.9	1652.3	1637.0	1622.6	1594.8	1569.6	1532.8	1502.2
42.5°	1757.5	1778.2	1795.3	1807.9	1802.4	1782.7	1757.5	1745.8	1709.9	1672.1	1640.6
45°	1909.4	1952.6	1967.9	1983.1	1983.1	1970.5	1965.2	1941.8	1904.0	1853.7	1824.0
47.5°	2109.9	2167.4	2184.5	2210.6	2225.8	2212.3	2202.5	2162.9	2137.8	2068.5	2061.3
50°	2353.5	2411.1	2457.8	2488.3	2483.8	2495.6	2472.2	2449.7	2414.7	2358.0	2338.3
52.5°	2664.6	2710.4	2752.7	2770.7	2789.5	2786.8	2781.4	2766.2	2722.1	2691.5	2641.2
55°	2983.7	3021.5	3072.7	3102.4	3126.6	3122.1	3101.5	3064.6	3072.7	3008.9	2981.0
57.5°	3346.9	3388.2	3444.0	3471.8	3482.6	3537.5	3524.0	3519.5	3504.2	3481.7	3453.0
60°	3971.7	3983.4	4029.2	4099.4	4185.6	4168.5	4190.1	4204.5	4215.3	4164.9	4161.4
62.5°	4716.0	4730.4	4769.9	4784.3	4796.9	4798.8	4769.9	4769.9	4720.5	4655.8	4605.4
65°	5122.3	5092.7	5065.8	5050.4	5017.2	4987.5	4944.3	4885.9	4802.3	4702.5	4612.7
66°	5180.8	5120.6	5085.5	5046.8	4993.8	4939.0	4887.8	4807.8	4709.8	4591.1	4472.4
67.5°	5124.2	5041.4	4959.7	4903.0	4829.2	4730.4	4640.5	4547.0	4454.4	4291.7	4181.1
70°	4607.3	4508.3	4418.4	4294.4	4177.5	4080.4	3925.8	3763.1	3629.1	3458.4	3349.6
72.5°	3421.5	3304.6	3187.7	3013.4	2843.5	2818.3	2624.1	2432.6	2330.2	2192.6	2082.0
75°	1690.1	1542.6	1333.2	1239.7	1104.0	1037.4	1000.5	862.1	828.9	693.2	691.3
77.5°	477.3	409.9	364.1	317.3	297.6	283.2	233.7	223.8	203.2	199.6	187.9
80°	180.7	170.8	166.3	161.8	157.3	154.7	152.8	145.7	142.1	136.7	133.9
82.5°	130.3	126.7	118.7	116.0	112.4	107.0	106.1	101.6	98.9	93.5	91.7
85°	88.1	83.6	79.1	74.6	72.8	71.9	69.3	67.4	65.7	62.9	62.0
87.5°	59.3	54.8	49.4	47.7	46.7	47.7	48.6	46.7	45.8	44.1	43.2
90°	7.2	9.9	9.0	9.0	10.7	9.0	9.0	9.9	9.0	9.0	8.1
92.5°	0.0	0.0	0.0	0.0	0.0	0.0	0.0	0.0	0.0	0.0	0.0
95°	0.0	0.0	0.0	0.0	0.0	0.0	0.0	0.0	0.0	0.0	0.0
97.5°	0.0	0.0	0.0	0.0	0.0	0.0	0.0	0.0	0.0	0.0	0.0
100°	0.0	0.0	0.0	0.0	0.0	0.0	0.0	0.0	0.0	0.0	0.0
102.5°	0.0	0.0	0.0	0.0	0.0	0.0	0.0	0.0	0.0	0.0	0.0
105°	0.0	0.0	0.0	0.0	0.0	0.0	0.0	0.0	0.0	0.0	0.0
107.5°	0.0	0.0	0.0	0.0	0.0	0.0	0.0	0.0	0.0	0.0	0.0



REPORT NUMBER: P227008  
 CATALOG NUMBER: IST-AF-1000-LED-E1-SL3

REPORT N  
 CATALOG

**CANDELA DISTRIBUTION (continued):**

**CANDELA**

	71°	72°	73°	74°	75°	76°	77°	78°	79°	80°	81°	
110°	0.0	0.0	0.0	0.0	0.0	0.0	0.0	0.0	0.0	0.0	0.0	0°
112.5°	0.0	0.0	0.0	0.0	0.0	0.0	0.0	0.0	0.0	0.0	0.0	2.5°
115°	0.0	0.0	0.0	0.0	0.0	0.0	0.0	0.0	0.0	0.0	0.0	5°
117.5°	0.0	0.0	0.0	0.0	0.0	0.0	0.0	0.0	0.0	0.0	0.0	7.5°
120°	0.0	0.0	0.0	0.0	0.0	0.0	0.0	0.0	0.0	0.0	0.0	10°
122.5°	0.0	0.0	0.0	0.0	0.0	0.0	0.0	0.0	0.0	0.0	0.0	12.5°
125°	0.0	0.0	0.0	0.0	0.0	0.0	0.0	0.0	0.0	0.0	0.0	15°
127.5°	0.0	0.0	0.0	0.0	0.0	0.0	0.0	0.0	0.0	0.0	0.0	17.5°
130°	0.0	0.0	0.0	0.0	0.0	0.0	0.0	0.0	0.0	0.0	0.0	20°
132.5°	0.0	0.0	0.0	0.0	0.0	0.0	0.0	0.0	0.0	0.0	0.0	22.5°
135°	0.0	0.0	0.0	0.0	0.0	0.0	0.0	0.0	0.0	0.0	0.0	25°
137.5°	0.0	0.0	0.0	0.0	0.0	0.0	0.0	0.0	0.0	0.0	0.0	27.5°
140°	0.0	0.0	0.0	0.0	0.0	0.0	0.0	0.0	0.0	0.0	0.0	30°
142.5°	0.0	0.0	0.0	0.0	0.0	0.0	0.0	0.0	0.0	0.0	0.0	32.5°
145°	0.0	0.0	0.0	0.0	0.0	0.0	0.0	0.0	0.0	0.0	0.0	35°
147.5°	0.0	0.0	0.0	0.0	0.0	0.0	0.0	0.0	0.0	0.0	0.0	37.5°
150°	0.0	0.0	0.0	0.0	0.0	0.0	0.0	0.0	0.0	0.0	0.0	40°
152.5°	0.0	0.0	0.0	0.0	0.0	0.0	0.0	0.0	0.0	0.0	0.0	42.5°
155°	0.0	0.0	0.0	0.0	0.0	0.0	0.0	0.0	0.0	0.0	0.0	45°
157.5°	0.0	0.0	0.0	0.0	0.0	0.0	0.0	0.0	0.0	0.0	0.0	47.5°
160°	0.0	0.0	0.0	0.0	0.0	0.0	0.0	0.0	0.0	0.0	0.0	50°
162.5°	0.0	0.0	0.0	0.0	0.0	0.0	0.0	0.0	0.0	0.0	0.0	52.5°
165°	0.0	0.0	0.0	0.0	0.0	0.0	0.0	0.0	0.0	0.0	0.0	55°
167.5°	0.0	0.0	0.0	0.0	0.0	0.0	0.0	0.0	0.0	0.0	0.0	57.5°
170°	0.0	0.0	0.0	0.0	0.0	0.0	0.0	0.0	0.0	0.0	0.0	60°
172.5°	0.0	0.0	0.0	0.0	0.0	0.0	0.0	0.0	0.0	0.0	0.0	62.5°
175°	0.0	0.0	0.0	0.0	0.0	0.0	0.0	0.0	0.0	0.0	0.0	65°
177.5°	0.0	0.0	0.0	0.0	0.0	0.0	0.0	0.0	0.0	0.0	0.0	66°
180°	0.0	0.0	0.0	0.0	0.0	0.0	0.0	0.0	0.0	0.0	0.0	67.5°
												70°
												72.5°
												75°
												77.5°
												80°
												82.5°
												85°
												87.5°
												90°
												92.5°
												95°
												97.5°
												100°
												102.5°
												105°
												107.5°



NUMBER: P227008  
 NUMBER: IST-AF-1000-LED-E1-SL3

REPORT NUMBER: P  
 CATALOG NUMBER:

**DISTRIBUTION (continued):**

**CANDELA DISTRIBUTION**

82°	83°	84°	85°	86°	87°	88°	89°	90°	95°	105°	110°	82°	
1592.9	1592.9	1592.9	1592.9	1592.9	1592.9	1592.9	1592.9	1592.9	1592.9	1592.9	1592.9	110°	0.0
1598.4	1595.7	1596.6	1592.9	1592.1	1593.9	1594.8	1594.8	1592.1	1575.9	1557.0	1557.0	112.5°	0.0
1575.0	1569.6	1568.7	1566.0	1561.5	1567.0	1564.2	1559.7	1554.4	1535.4	1498.6	1498.6	115°	0.0
1531.9	1528.3	1523.8	1520.2	1517.4	1515.7	1514.8	1510.3	1500.4	1465.4	1403.3	1403.3	117.5°	0.0
1490.5	1486.0	1480.6	1472.5	1469.0	1463.5	1463.5	1452.7	1445.5	1401.5	1309.8	1309.8	120°	0.0
1450.0	1442.0	1439.3	1433.9	1423.9	1419.4	1413.2	1402.4	1391.6	1338.5	1218.1	1218.1	122.5°	0.0
1419.4	1411.4	1399.7	1396.1	1385.3	1375.5	1367.4	1353.0	1341.3	1271.1	1121.9	1121.9	125°	0.0
1386.2	1380.0	1367.4	1359.3	1347.5	1335.9	1322.4	1304.4	1296.3	1207.3	1030.2	1030.2	127.5°	0.0
1359.3	1344.9	1330.4	1323.3	1308.9	1295.5	1282.0	1260.4	1244.2	1144.4	933.1	933.1	130°	0.0
1327.8	1315.2	1300.0	1287.3	1267.5	1252.3	1237.0	1214.5	1194.7	1080.5	835.1	835.1	132.5°	0.0
1306.2	1288.2	1272.0	1257.6	1235.2	1217.2	1195.6	1171.4	1151.5	1019.5	727.3	727.3	135°	0.0
1293.6	1275.6	1255.0	1237.0	1211.0	1190.2	1166.9	1139.9	1114.7	970.0	625.6	625.6	137.5°	0.0
1290.0	1268.5	1246.9	1224.4	1197.5	1171.4	1143.5	1116.6	1084.1	922.4	515.2	515.2	140°	0.0
1300.8	1274.7	1250.5	1223.6	1192.0	1162.4	1134.6	1099.5	1067.0	881.0	406.3	406.3	142.5°	0.0
1330.4	1299.0	1271.1	1241.5	1205.5	1173.1	1139.9	1100.4	1064.4	852.2	311.1	311.1	145°	0.0
1377.2	1347.5	1315.2	1285.5	1244.2	1208.2	1171.4	1129.1	1086.0	840.6	234.7	234.7	147.5°	0.0
1471.6	1432.0	1398.8	1367.4	1319.7	1282.9	1240.6	1189.4	1140.8	851.3	196.0	196.0	150°	0.0
1603.8	1554.4	1523.8	1495.9	1436.5	1396.1	1347.5	1289.1	1234.3	881.9	172.6	172.6	152.5°	0.0
1786.3	1748.5	1693.7	1650.5	1590.3	1545.4	1491.4	1421.3	1360.1	925.1	160.9	160.9	155°	0.0
2014.6	1965.2	1911.2	1867.2	1801.5	1723.4	1666.7	1582.2	1512.9	992.5	155.5	155.5	157.5°	0.0
2294.2	2234.8	2162.0	2125.2	2034.3	1973.3	1897.8	1806.9	1718.9	1096.7	158.3	158.3	160°	0.0
2598.0	2534.3	2477.6	2407.4	2324.8	2256.4	2184.5	2088.4	1977.8	1294.5	169.0	169.0	162.5°	0.0
2919.0	2877.7	2823.7	2732.9	2687.9	2601.7	2509.9	2403.8	2323.8	1551.6	195.1	195.1	165°	0.0
3386.5	3341.5	3335.2	3246.2	3177.9	3099.6	3027.7	2939.7	2845.2	2008.4	256.2	256.2	167.5°	0.0
4105.6	4058.9	4005.9	3936.6	3855.7	3758.6	3669.6	3551.0	3445.8	2465.9	285.0	285.0	170°	0.0
4531.8	4445.4	4350.1	4244.9	4127.2	4006.7	3887.2	3735.2	3582.4	2493.7	257.1	257.1	172.5°	0.0
4495.8	4388.8	4267.4	4124.5	4000.5	3852.1	3723.5	3527.5	3388.2	2220.4	209.5	209.5	175°	0.0
4362.7	4216.2	4102.0	3970.8	3815.2	3682.2	3546.5	3353.1	3194.1	2036.2	191.5	191.5	177.5°	0.0
4022.0	3897.0	3738.9	3613.0	3497.9	3338.8	3211.1	3030.5	2920.7	1765.6	171.8	171.8	180°	0.0
3214.7	3042.2	2908.1	2810.1	2679.8	2536.0	2422.8	2270.8	2173.8	1168.6	148.3	148.3		
1872.6	1829.4	1679.3	1594.8	1515.7	1398.8	1308.9	1236.1	1108.5	566.3	131.2	131.2		
577.1	536.6	531.3	451.3	477.3	408.2	397.3	361.4	361.4	217.6	103.4	103.4		
184.3	180.7	173.5	163.6	160.0	160.0	155.5	154.7	147.4	116.8	77.3	77.3		
130.3	127.7	125.0	122.2	120.5	121.3	117.7	116.0	114.2	84.5	61.2	61.2		
89.9	87.2	81.8	81.8	80.0	79.1	80.0	76.4	75.5	59.3	51.2	51.2		
61.2	60.3	59.3	58.4	57.5	56.7	55.8	53.0	51.2	41.3	36.0	36.0		
40.4	34.2	33.2	28.7	27.8	27.0	25.2	27.0	29.7	29.7	23.3	23.3		
9.0	8.1	9.0	9.0	7.2	8.1	8.1	6.3	6.3	9.0	8.1	8.1		
0.0	0.0	0.0	0.0	0.0	0.0	0.0	0.0	0.0	0.0	0.0	0.0		
0.0	0.0	0.0	0.0	0.0	0.0	0.0	0.0	0.0	0.0	0.0	0.0		
0.0	0.0	0.0	0.0	0.0	0.0	0.0	0.0	0.0	0.0	0.0	0.0		
0.0	0.0	0.0	0.0	0.0	0.0	0.0	0.0	0.0	0.0	0.0	0.0		
0.0	0.0	0.0	0.0	0.0	0.0	0.0	0.0	0.0	0.0	0.0	0.0		
0.0	0.0	0.0	0.0	0.0	0.0	0.0	0.0	0.0	0.0	0.0	0.0		
0.0	0.0	0.0	0.0	0.0	0.0	0.0	0.0	0.0	0.0	0.0	0.0		
0.0	0.0	0.0	0.0	0.0	0.0	0.0	0.0	0.0	0.0	0.0	0.0		
0.0	0.0	0.0	0.0	0.0	0.0	0.0	0.0	0.0	0.0	0.0	0.0		
0.0	0.0	0.0	0.0	0.0	0.0	0.0	0.0	0.0	0.0	0.0	0.0		
0.0	0.0	0.0	0.0	0.0	0.0	0.0	0.0	0.0	0.0	0.0	0.0		

'227008  
 IST-AF-1000-LED-E1-SL3

REPORT NUMBER: P227008  
 CATALOG NUMBER: IST-AF-10

**TION (continued):**

**CANDELA DISTRIBUTION (con**

83°	84°	85°	86°	87°	88°	89°	90°	95°	105°		115°	125°
0.0	0.0	0.0	0.0	0.0	0.0	0.0	0.0	0.0	0.0	0°	1592.9	1592.9
0.0	0.0	0.0	0.0	0.0	0.0	0.0	0.0	0.0	0.0	2.5°	1540.9	1526.4
0.0	0.0	0.0	0.0	0.0	0.0	0.0	0.0	0.0	0.0	5°	1459.0	1426.7
0.0	0.0	0.0	0.0	0.0	0.0	0.0	0.0	0.0	0.0	7.5°	1348.5	1285.5
0.0	0.0	0.0	0.0	0.0	0.0	0.0	0.0	0.0	0.0	10°	1221.7	1130.9
0.0	0.0	0.0	0.0	0.0	0.0	0.0	0.0	0.0	0.0	12.5°	1090.5	974.5
0.0	0.0	0.0	0.0	0.0	0.0	0.0	0.0	0.0	0.0	15°	968.2	814.5
0.0	0.0	0.0	0.0	0.0	0.0	0.0	0.0	0.0	0.0	17.5°	839.6	650.0
0.0	0.0	0.0	0.0	0.0	0.0	0.0	0.0	0.0	0.0	20°	716.5	490.8
0.0	0.0	0.0	0.0	0.0	0.0	0.0	0.0	0.0	0.0	22.5°	577.1	344.3
0.0	0.0	0.0	0.0	0.0	0.0	0.0	0.0	0.0	0.0	25°	423.4	249.9
0.0	0.0	0.0	0.0	0.0	0.0	0.0	0.0	0.0	0.0	27.5°	302.1	199.6
0.0	0.0	0.0	0.0	0.0	0.0	0.0	0.0	0.0	0.0	30°	225.7	168.1
0.0	0.0	0.0	0.0	0.0	0.0	0.0	0.0	0.0	0.0	32.5°	180.7	145.7
0.0	0.0	0.0	0.0	0.0	0.0	0.0	0.0	0.0	0.0	35°	153.7	132.2
0.0	0.0	0.0	0.0	0.0	0.0	0.0	0.0	0.0	0.0	37.5°	137.6	123.2
0.0	0.0	0.0	0.0	0.0	0.0	0.0	0.0	0.0	0.0	40°	128.6	118.7
0.0	0.0	0.0	0.0	0.0	0.0	0.0	0.0	0.0	0.0	42.5°	123.2	114.2
0.0	0.0	0.0	0.0	0.0	0.0	0.0	0.0	0.0	0.0	45°	120.5	111.5
0.0	0.0	0.0	0.0	0.0	0.0	0.0	0.0	0.0	0.0	47.5°	118.7	107.9
0.0	0.0	0.0	0.0	0.0	0.0	0.0	0.0	0.0	0.0	50°	116.8	107.9
0.0	0.0	0.0	0.0	0.0	0.0	0.0	0.0	0.0	0.0	52.5°	117.7	109.7
0.0	0.0	0.0	0.0	0.0	0.0	0.0	0.0	0.0	0.0	55°	122.2	109.7
0.0	0.0	0.0	0.0	0.0	0.0	0.0	0.0	0.0	0.0	57.5°	129.4	109.7
0.0	0.0	0.0	0.0	0.0	0.0	0.0	0.0	0.0	0.0	60°	134.8	111.5
0.0	0.0	0.0	0.0	0.0	0.0	0.0	0.0	0.0	0.0	62.5°	136.7	115.1
0.0	0.0	0.0	0.0	0.0	0.0	0.0	0.0	0.0	0.0	65°	134.8	116.8
0.0	0.0	0.0	0.0	0.0	0.0	0.0	0.0	0.0	0.0	66°	133.1	116.8
0.0	0.0	0.0	0.0	0.0	0.0	0.0	0.0	0.0	0.0	67.5°	130.3	115.1
										70°	124.1	107.9
										72.5°	111.5	97.1
										75°	95.3	78.3
										77.5°	77.3	62.9
										80°	57.5	47.7
										82.5°	42.2	36.8
										85°	29.7	26.1
										87.5°	18.0	16.2
										90°	4.5	4.5
										92.5°	0.0	0.0
										95°	0.0	0.0
										97.5°	0.0	0.0
										100°	0.0	0.0
										102.5°	0.0	0.0
										105°	0.0	0.0
										107.5°	0.0	0.0



REPORT NUMBER: P227008

CATALOG NUMBER: IST-AF-1000-LED-E1

00-LED-E1-SL3

**tinued):**

135°	145°	155°	165°	175°	180°
1592.9	1592.9	1592.9	1592.9	1592.9	1592.9
1516.5	1515.7	1493.2	1488.7	1473.5	1481.5
1388.0	1372.7	1332.3	1324.2	1307.1	1302.6
1234.3	1192.0	1159.7	1123.7	1089.5	1106.6
1054.5	983.5	912.5	865.7	846.8	840.6
883.7	756.1	667.1	575.3	543.0	554.6
676.9	531.3	412.7	359.6	329.0	323.7
477.3	340.7	285.9	272.4	266.1	266.1
323.7	259.8	239.2	232.8	232.8	233.7
246.3	218.4	209.5	210.3	214.0	214.8
204.1	193.2	188.7	195.1	202.2	203.2
176.2	173.5	174.4	182.5	189.7	190.6
154.7	157.3	160.9	168.1	174.4	176.2
139.3	143.8	146.5	151.0	154.7	155.5
128.6	133.9	133.1	135.7	138.4	139.3
122.2	125.0	122.2	124.1	124.1	125.8
116.8	117.7	113.2	114.2	116.0	116.0
111.5	110.6	106.1	107.9	110.6	111.5
106.1	104.2	100.7	104.2	108.7	109.7
101.6	99.7	98.0	102.5	107.9	108.7
99.7	98.0	96.2	102.5	107.9	108.7
99.7	98.0	96.2	100.7	106.1	107.0
100.7	98.9	95.3	99.7	103.4	104.2
101.6	99.7	93.5	96.2	98.0	98.9
101.6	98.0	91.7	92.6	92.6	93.5
99.7	95.3	88.1	88.1	87.2	87.2
99.7	91.7	84.5	82.8	80.9	80.9
98.9	90.8	83.6	80.9	78.3	78.3
97.1	89.0	81.8	78.3	75.5	75.5
90.8	85.4	77.3	73.8	71.0	70.1
80.9	78.3	71.9	69.3	66.5	65.7
68.3	69.3	65.7	63.8	61.2	60.3
57.5	59.3	57.5	56.7	54.8	53.9
45.8	49.4	47.7	47.7	48.6	46.7
35.1	39.6	37.7	39.6	41.3	38.7
24.2	28.7	28.7	29.7	30.6	28.7
15.2	18.9	18.0	18.9	18.9	18.0
3.6	6.3	3.6	5.4	4.5	3.6
0.0	0.0	0.0	0.0	0.0	0.0
0.0	0.0	0.0	0.0	0.0	0.0
0.0	0.0	0.0	0.0	0.0	0.0
0.0	0.0	0.0	0.0	0.0	0.0
0.0	0.0	0.0	0.0	0.0	0.0
0.0	0.0	0.0	0.0	0.0	0.0
0.0	0.0	0.0	0.0	0.0	0.0
0.0	0.0	0.0	0.0	0.0	0.0
0.0	0.0	0.0	0.0	0.0	0.0

**CANDELA DISTRIBUTION (continued):**

	115°	125°	135°
110°	0.0	0.0	0.0
112.5°	0.0	0.0	0.0
115°	0.0	0.0	0.0
117.5°	0.0	0.0	0.0
120°	0.0	0.0	0.0
122.5°	0.0	0.0	0.0
125°	0.0	0.0	0.0
127.5°	0.0	0.0	0.0
130°	0.0	0.0	0.0
132.5°	0.0	0.0	0.0
135°	0.0	0.0	0.0
137.5°	0.0	0.0	0.0
140°	0.0	0.0	0.0
142.5°	0.0	0.0	0.0
145°	0.0	0.0	0.0
147.5°	0.0	0.0	0.0
150°	0.0	0.0	0.0
152.5°	0.0	0.0	0.0
155°	0.0	0.0	0.0
157.5°	0.0	0.0	0.0
160°	0.0	0.0	0.0
162.5°	0.0	0.0	0.0
165°	0.0	0.0	0.0
167.5°	0.0	0.0	0.0
170°	0.0	0.0	0.0
172.5°	0.0	0.0	0.0
175°	0.0	0.0	0.0
177.5°	0.0	0.0	0.0
180°	0.0	0.0	0.0

